

Longman English Leap

Meet the requirements of
the **updated curriculum**:

- ★ Values Education
- ★ Multimodal Texts
- ★ Reading across the Curriculum
- ★ STEM Education
- ★ Self-directed Learning

Leap further
Learn better!



Pearson

As the most up-to-date Primary English series, **Longman English Leap** is fully in line with the requirements in the **Updated English Language Curriculum** with our **ready-made resources**.

Incorporate key emphases of the Updated English Language Curriculum



Develop positive values and attitudes through **Values Education**.



Develop new literacy skills through various **multimodal texts**.



Support **STEM Education** through **Reading across the Curriculum**.

Create an engaging e-Learning experience



Brand-new teaching courseware for **creating interactive lessons**.



Provide all-round support for a well-structured course



Carefully scaffolded materials for **successful language learning**.



Promote **Self-directed Learning**.

Develop 21st century learners through implementation of the Updated English Language Curriculum



As the most up-to-date Primary English course in the market, **Longman English Leap** incorporates the new emphases in the **Updated English Language Education Key Learning Area Curriculum Guide (Primary 1-Secondary 6)** in May 2017. They equip pupils with the necessary skills and knowledge for the 21st century.

Values Education

Longman English Leap

Develop new literacy skills through multimodal texts

Support STEM Education through Reading across the Curriculum

Relationship with others

Develop care for others

Cultivate the spirit of perseverance

Values Never give up

Learn how to **face difficulties** through a story of fighters who never give up.

Relationship with others

Values Love is the greatest gift.

Learn more about **caring** through a story about sibling conflict.

Higher order thinking questions to promote critical thinking skills

Develop national identity & respect for other cultures

Understand cultures of different countries and cultivate **love for their own country**.

**Positive values & attitudes
in every single text!**

Be responsible

Be a good citizen

Never give up

**Follow
your dreams**

Be considerate

Be positive

Caring and sharing

Solve problems creatively

and more ...

Develop new literacy skills through multimodal texts

New elements of the curriculum

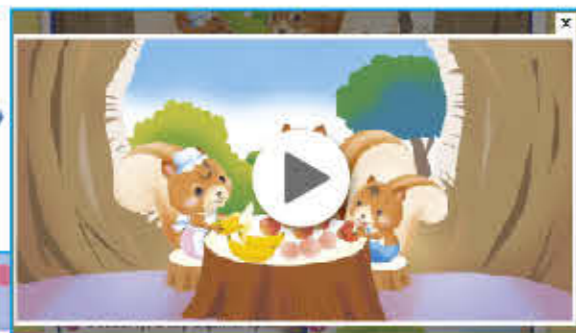
Did you know?

Pupils need to be equipped with new literacy skills to process and create multimodal texts in which messages are conveyed in different modes.

A large variety of **multimodal texts** are provided for each chapter to develop pupils' information literacy and prepare them for the rapidly changing digital world.

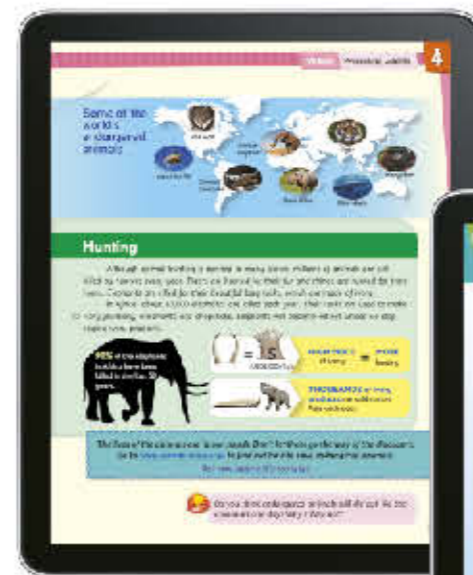
Animated texts

Animated texts are provided for all the reading passages in the Pupil's Book to **promote pupils' viewing skills**.



Infographics

Infographics help pupils **develop literacy skills** to process information presented in different modes.



RaC videos

Provide opportunities for pupils to **develop skills to manage the vast amount of information** across different channels or media in daily life.

Animations



Real-life videos

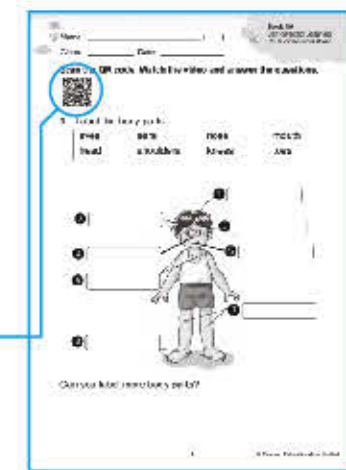
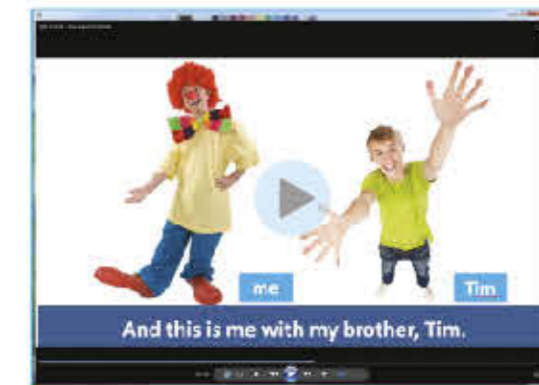


Scan here to have a look at some sample RaC videos



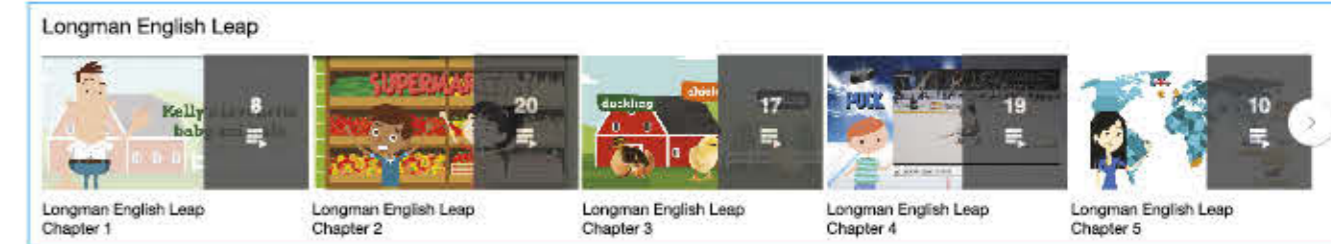
YouTube videos with Worksheets

Videos on **LEAP video channel** provide valuable resources for **flipped classrooms**. Pupils can simply scan the QR code on the flipped classroom worksheet to watch the video.



Perfect tool for flipped classroom

A list of videos matched with every chapter is selected for your pupils' easy access.



Support STEM Education through Reading across the Curriculum



New elements
of the curriculum

Did you know?

Schools are encouraged to promote Reading across the Curriculum in support of STEM Education to broaden pupils' knowledge base.



Longman English Leap promotes cross-curricular reading and maximizes pupils' exposure to a **wide range of text types** related to STEM and culture. They widen pupils' scope of knowledge and provoke class discussion.

With videos & worksheets for each topic.

RaC videos

RaC worksheet



Technology
Smart apps for health
Text type:
notice




Technology
Technology replacing jobs
Text type:
letter to the editor



Science
Solving crimes using science
Text type:
magazine article

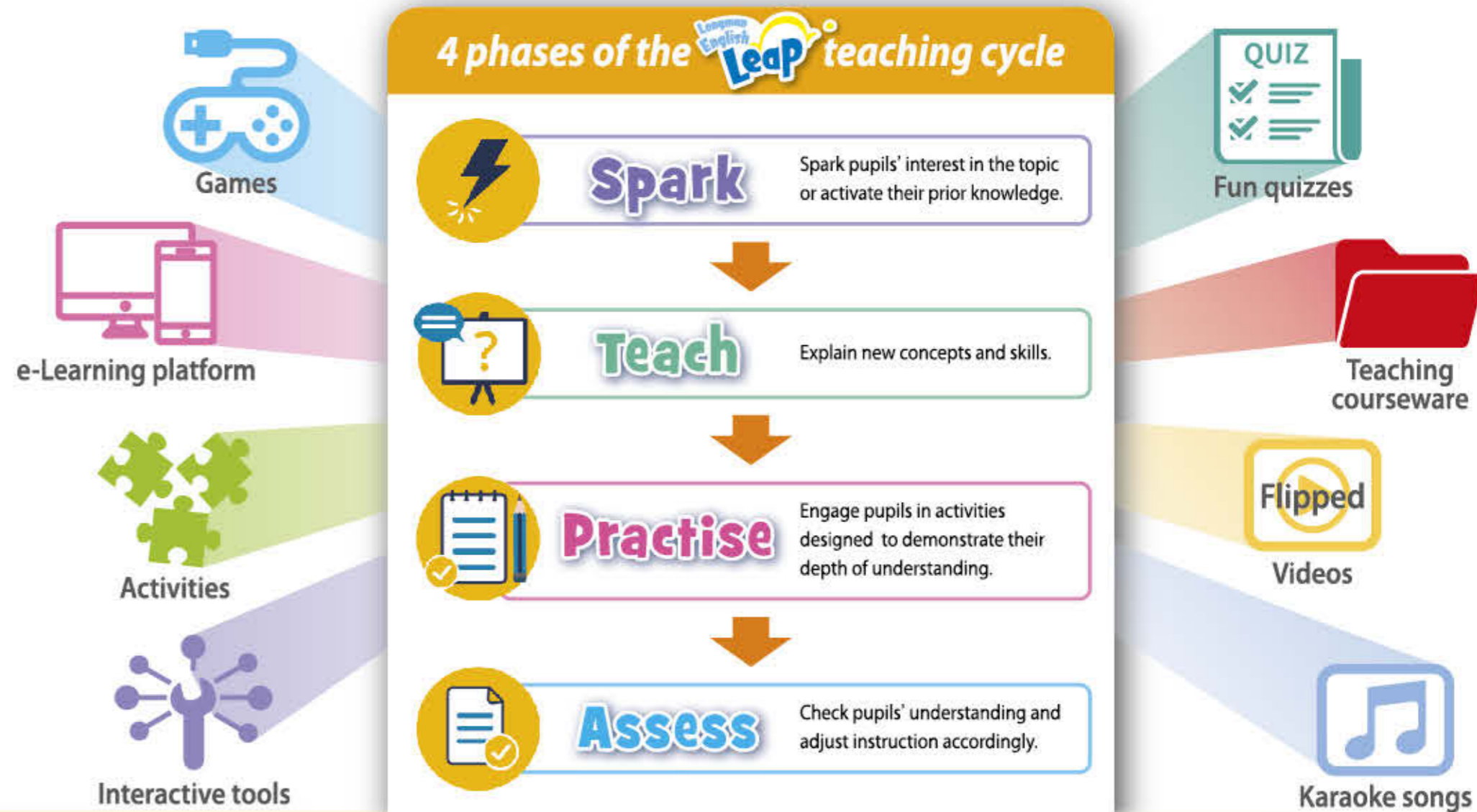


Technology
ID technologies
Text type:
pamphlet



Create an engaging e-Learning experience


Ready-made e-Learning materials to ensure enriching teaching and learning experience in each phase of the teaching cycle.



A wide-range of e-Learning resources to create interactive lessons

With our rich **e-Learning resources** supporting **every section** in the Pupil's Book, you can conduct your interactive lessons smoothly.

2A Chapter 3



A user-friendly e-Learning platform with fun games and formative assessments for consolidation

Please scan to have a look at the digital resources catalogue to know more



Longman English Leap offers **engaging interactive class activities** to help pupils consolidate what they have learnt.

A great variety of activities on our e-Learning platform



You can modify the pre-set questions or create your own questions on our e-Learning platform.

Ready-to-use pre-set questions

Sorting



Blank filling activity



Labelling



Open-ended questions (can answer by typing, uploading images or recording)



Rearranging the order



Spelling



Matching



Other interactive tools



Flexible digital resources to encourage Self-directed Learning

You can assign auto-marked follow-up practice activities or flipped classroom videos to pupils after class.

Different kinds of resources for Self-directed Learning

1. Choose the correct answer.

My best friend _____ in Sha Tin.

☒ lives

☐ are living

☐ living

☐ live

Auto-marked exercises

1. Choose the correct answer.

Jeff was very _____ because Tom took his phone and broke it.

☐ happy

☐ scared

☒ angry

☐ nervous

Flipped classroom videos

Single Choice

Which of the following is not true about the parrot?

☐ A. It is a pet.

☐ B. It can talk.

☐ C. It lives in the zoo.

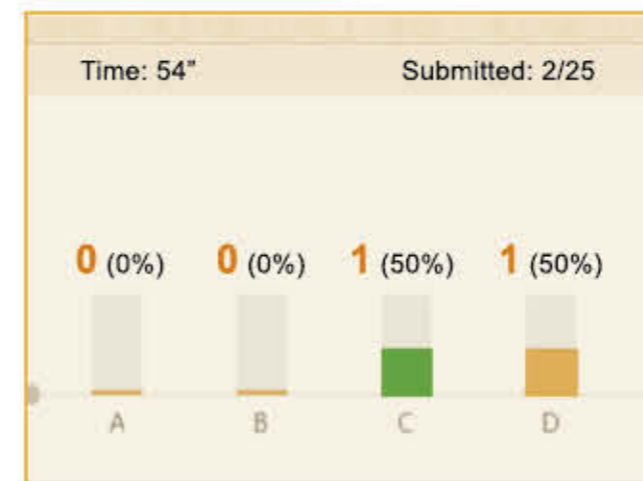
☐ D. It is colourful.



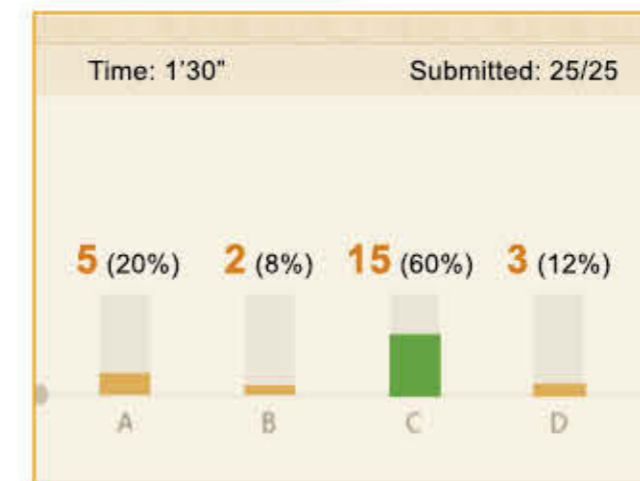
These resources can be accessed through **PCs**, **tablets** or even **smartphones** in or outside classes.

You can monitor your pupils' performance with the useful **instant feedback** function.

Real-time report



Instant feedback



Class summary

Class summary			
No. of questions: 2	Average marks: 50/100	Average correct %: 50%	
Qs. no.	Qs. type	Question	
1	MC	My brother is _____ me. <input checked="" type="radio"/> A. taller than <input type="radio"/> B. taller <input type="radio"/> C. tallest than	Detail
Marks: 50		Correct %: 100%	Correct answer: A
2	MC	This cake shop is the _____. <input type="radio"/> A. more expensive <input type="radio"/> B. more expensive than <input checked="" type="radio"/> C. most expensive	Detail

You can also find these data on the e-Learning platform:

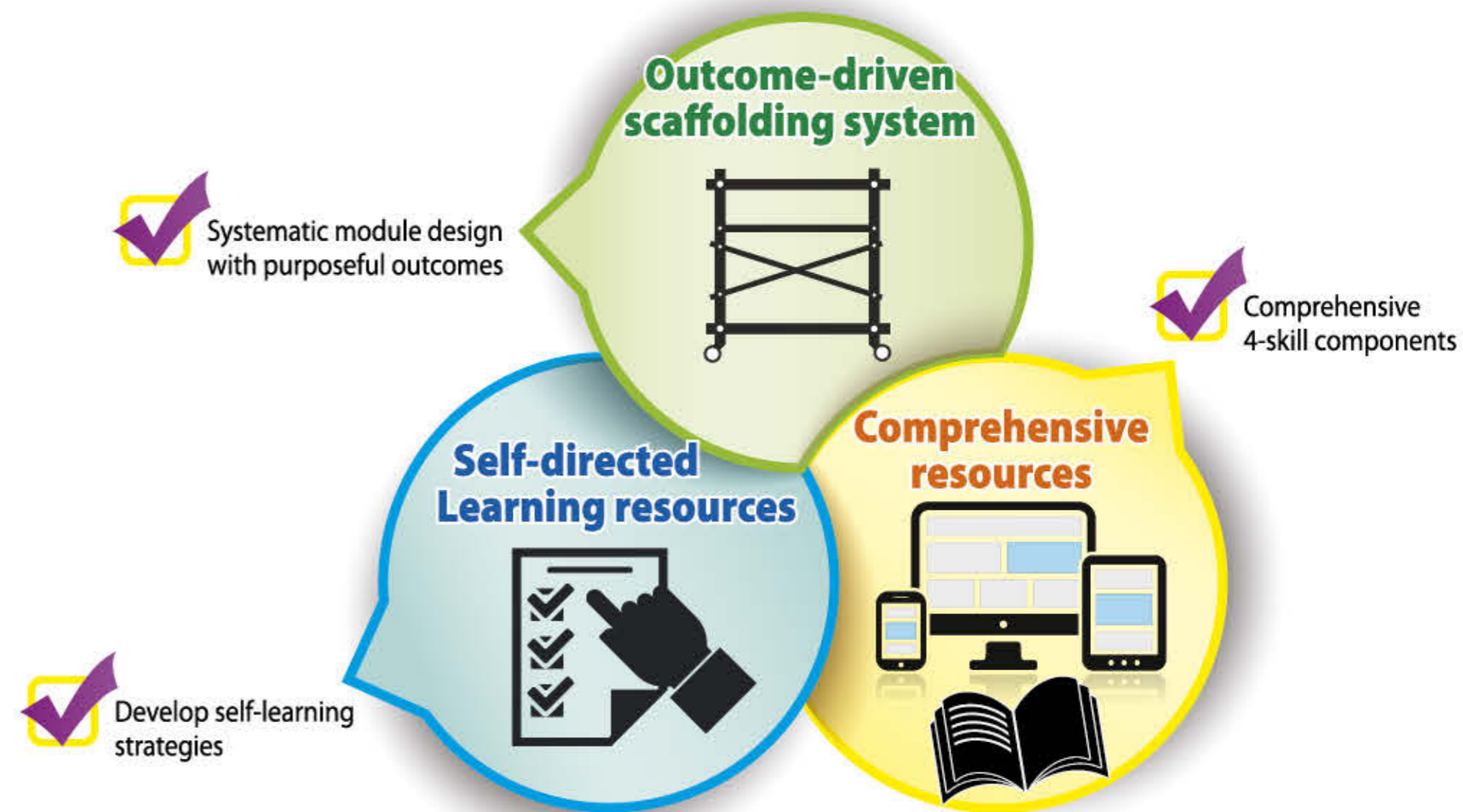
Please scan to have a look at the **digital resources catalogue** to know more



Provide all-round support for a well-structured course



Longman English Leap is an outcome-driven course with **comprehensive components** and **teaching resources** which give you everything you need for your lessons.



Carefully-structured course for improved outcomes

Longman English Leap features carefully scaffolded materials using **'From Reading to Writing'** approach for successful learning.

Systematic Input

Opening

sparks pupils' interest in the topic with a fun activity using our teaching courseware.



Reading

introduces key vocabulary and sentence structures and provides a model for the writing task.



Vocabulary & Structure table

clearly illustrates the learning focus of each chapter.



Consolidation

Language Focus 1 & 2

help pupils to consolidate key vocabulary and sentence structures with interactive activities.



Extension activities to cater for learner diversity

Purposeful Outcome

Task

enables pupils to apply what they have learnt in a meaningful task.

Step-by-step guidance provided in task sheets

Writing skills with practice



Writing tips

Writing example

Promote Self-directed Learning

My Study Buddy is a **perfect study companion** for each section in the Pupil's Book, helping pupils to develop self-learning strategies.

My Study Buddy

Vocabulary



Vocabulary organiser for developing vocabulary building skills

Bilingual vocabulary lists with sample sentences

English	Chinese	Sample sentence
1. a cat	貓	There is a cat on the table.
2. a dog	狗	My dog is very friendly.
3. a rabbit	兔	There is a rabbit in the garden.
4. a bird	鳥	There is a bird in the tree.
5. a fish	魚	There is a fish in the pond.
6. a snake	蛇	There is a snake in the grass.
7. a spider	蜘蛛	There is a spider on the wall.


Structure Table



Deduce grammar rules

Structure	Example
There is a banana on the table.	There is a banana on the table.
There are two apples on the table.	There are two apples on the table.
There is a cat on the table.	There is a cat on the table.
There are two dogs on the table.	There are two dogs on the table.

Post-reading



Extra questions for further practice

Question	Answer
1. What is the main idea of the passage?	The main idea of the passage is about the importance of reading.
2. What are the main points of the passage?	The main points of the passage are that reading is important for learning and that it can help you to improve your English.

Task



Extra vocabulary as input for task

Useful brainstorming tools for writing

2 Fill in this table about the body parts of your monster.

add 'a', number or not?	Size: long / short? - big / small?	Body part: hair, eye(s), ear(s), nose(s), mouth(s), arm(s), leg(s), feet
e.g. X a three	short big big	hair nose eyes

You can write about some other body parts. Here are some words to help you.

a long tongue	sharp teeth	sharp horns	wings
a tail			

and more ...


All content of **My Study Buddy** is available in editable WORD files on our companion website.



Create your own school-based worksheets easily!

Comprehensive core course components

Workbook




Systematic and contextualized practice of the target **vocabulary** and **structures**

Usage of target language in a variety of **text types** and **question types**



Grammar




Topic-based units covering various aspects of each part of speech

'Common error' and 'Let's compare' sections to raise awareness of common mistakes and easily confused grammar items

Listening and Speaking




Explicit teaching of useful **listening skills**



Practical **speaking activities** equipping pupils with skills for public exams

Reading




Handy tips for developing various reading skills

Covering a large variety of **text types**



Extensive support for teachers

Teacher's Guide



Step-by-step teaching procedures that make teaching effective and manageable.

Ch 4 Caring for others
Module: Caring and sharing

Suggested Lesson Plans

Learning focus																	
Language:	<table border="1"> <tr> <td>Vocabulary</td> <td> <table border="1"> <tr> <td>Feelings</td> <td>bored, tired, hungry, thirsty</td> </tr> <tr> <td>Actions</td> <td>watch TV / a cartoon, read comics, take a rest, eat some biscuits / cakes / bread, drink some juice / water / milk</td> </tr> </table> </td> </tr> <tr> <td>Key Structures:</td> <td> <table border="1"> <tr> <td>Use the adverb too to express similar feelings</td> <td>A: I'm bored. B: I'm bored too.</td> </tr> <tr> <td>Use let's to make suggestions</td> <td>Let's watch TV.</td> </tr> <tr> <td>Ask and answer yes / no questions about how you feel</td> <td>A: Are you thirsty? B: Yes, I am. / No, I'm not. I'm fine.</td> </tr> </table> </td> </tr> <tr> <td>Values and attitudes:</td> <td>Caring for others</td> </tr> </table>	Vocabulary	<table border="1"> <tr> <td>Feelings</td> <td>bored, tired, hungry, thirsty</td> </tr> <tr> <td>Actions</td> <td>watch TV / a cartoon, read comics, take a rest, eat some biscuits / cakes / bread, drink some juice / water / milk</td> </tr> </table>	Feelings	bored, tired, hungry, thirsty	Actions	watch TV / a cartoon, read comics, take a rest, eat some biscuits / cakes / bread, drink some juice / water / milk	Key Structures:	<table border="1"> <tr> <td>Use the adverb too to express similar feelings</td> <td>A: I'm bored. B: I'm bored too.</td> </tr> <tr> <td>Use let's to make suggestions</td> <td>Let's watch TV.</td> </tr> <tr> <td>Ask and answer yes / no questions about how you feel</td> <td>A: Are you thirsty? B: Yes, I am. / No, I'm not. I'm fine.</td> </tr> </table>	Use the adverb too to express similar feelings	A: I'm bored. B: I'm bored too.	Use let's to make suggestions	Let's watch TV.	Ask and answer yes / no questions about how you feel	A: Are you thirsty? B: Yes, I am. / No, I'm not. I'm fine.	Values and attitudes:	Caring for others
Vocabulary	<table border="1"> <tr> <td>Feelings</td> <td>bored, tired, hungry, thirsty</td> </tr> <tr> <td>Actions</td> <td>watch TV / a cartoon, read comics, take a rest, eat some biscuits / cakes / bread, drink some juice / water / milk</td> </tr> </table>	Feelings	bored, tired, hungry, thirsty	Actions	watch TV / a cartoon, read comics, take a rest, eat some biscuits / cakes / bread, drink some juice / water / milk												
Feelings	bored, tired, hungry, thirsty																
Actions	watch TV / a cartoon, read comics, take a rest, eat some biscuits / cakes / bread, drink some juice / water / milk																
Key Structures:	<table border="1"> <tr> <td>Use the adverb too to express similar feelings</td> <td>A: I'm bored. B: I'm bored too.</td> </tr> <tr> <td>Use let's to make suggestions</td> <td>Let's watch TV.</td> </tr> <tr> <td>Ask and answer yes / no questions about how you feel</td> <td>A: Are you thirsty? B: Yes, I am. / No, I'm not. I'm fine.</td> </tr> </table>	Use the adverb too to express similar feelings	A: I'm bored. B: I'm bored too.	Use let's to make suggestions	Let's watch TV.	Ask and answer yes / no questions about how you feel	A: Are you thirsty? B: Yes, I am. / No, I'm not. I'm fine.										
Use the adverb too to express similar feelings	A: I'm bored. B: I'm bored too.																
Use let's to make suggestions	Let's watch TV.																
Ask and answer yes / no questions about how you feel	A: Are you thirsty? B: Yes, I am. / No, I'm not. I'm fine.																
Values and attitudes:	Caring for others																

Lesson	Topic	Skills focus
Lesson 1	Discovering	Vocabulary
Lesson 2-4	Discovering	Reading
Lesson 5	Discovering	Speaking
Lesson 6	Discovering	Writing
Lesson 7	Discovering	Speaking
Lesson 8	Discovering	Writing

Clear learning objectives, teaching overview and skills focused

Lesson 1
Language focus 2

Learning objectives / outcomes:
By the end of the lesson, pupils will be able to:

- draw up for each friend by asking about their feelings and offering them food / drinks
- role-play activity, e.g.:

A: Are you thirsty?
B: Yes, I am. / No, I'm not. I'm fine.
A: Do you want some orange juice?
B: Yes, please.

Preparation: Ask pupils to bring in some food and drinks, e.g. small packets of biscuits / bread, small cartons of juice / milk. You can bring in extra food / drink items, e.g. puppets, fruit.

Lesson procedure:

- Recap – Use Grammar PPT Part 2 to review the structures Are you...? Yes, I am. / No, I'm not. I am fine. with pupils.
- Practice & Apply – Use the Courseware to introduce and explain the role-play activity. Then put pupils into pairs. Hand out the cue cards and have them act the children. They can use the real food / drink items they brought to class (they only need orange juice, milk and bread).

★ **Less able pupils** can choose standard responses, e.g. Yes, please. / No, I'm not. I'm fine.
★ **More able pupils** can vary their responses, e.g. Yes, please. / I love orange juice. / No, I'm not. I'm alright. I'm good. Explain that alright = all right = OK.

Teaching Resources:

- Grammar PPT Part 2
- LFE Courseware
- Food and drink (from pupils)
- Cue cards (in Classroom Activities AK)

Teaching resources for each section

Useful suggestions for learner diversity


Extension activities to engage pupils

Thorough teaching steps with teaching resources listed


Assessment papers



Grammar Assessment



Mid-term Papers



End-of-term Papers



Chapter Papers



BCA / TSA Assessment



HKAT Assessment

Support for learner diversity



Simplified Reading Passages




Extra Reading Passages




Graded Worksheets (Vocabulary & Grammar)



STEM Resources



STEM demonstration videos



Instructions



Worksheet

Scan here to have a look at the STEM demonstration videos





For Pupils

Printed Books	1	Pupil's Book 1A–6B
		My Study Buddy
		✓ Bilingual Vocabulary Lists
		✓ Extra Post-reading Questions
	2	✓ Extra Text Type Questions
		✓ Step-by-step Task Sheets
Digital Resources		✓ Practice for Phonics, Key Words, Structure Table & Language Focus
	3	Workbook 1A–6B
	4	Listening and Speaking 1A–6B
	5	Reading 1A–6B
Pupil's Self-learning Platform	6	Grammar 1A–6B
	7	e-Textbook
	8	Self-learning Materials (e.g. reading and audio materials, e-homework, assessment)

For Teachers

Printed Books	1	Teacher's Guide 1A–6B
	2	Workbook Teacher's Edition 1A–6B
	3	Listening and Speaking Teacher's Edition 1A–6B
	4	Reading Teacher's Edition 1A–6B
	5	Grammar Teacher's Edition 1A–6B
Digital Resources		Teacher's E-book (with Pupil's Book, Workbook, Listening and Speaking, Reading, Grammar)
	6	✓ Teaching Courseware
		✓ Videos
		✓ Grammar PowerPoints
		✓ Text Type PowerPoints
		✓ Task PowerPoints and more...
	7	Video Channel
	8	Smart Class
	9	Assignment System

Scan to know more about our digital resources



Teacher's Platform	Assessment Bank (with regular updates)	10	Test Papers (Mid-term, End-of-term & Chapter Papers)
	1000+ Assessment Papers	11	Grammar Assessment
	Learner Diversity Resources	12	BCA / TSA Assessment (Reading, Writing, Listening, Speaking)
		13	HKAT Assessment (Reading, Writing, Listening)
		14	Extra Reading Passages
		15	Extra Post-reading Worksheets
		16	Extra Text Type Worksheets
		17	Extra Vocabulary Worksheets
		18	Extra Grammar Worksheets
		19	Simplified Reading Passages
Others	Self-directed Learning Resources	20	Remedial Vocabulary Worksheets
		21	Remedial Grammar Worksheets
		22	✓ Teacher's Guide ✓ PowerPoints ✓ STEM Videos ✓ Instructions and Worksheets ✓ Self-evaluation Form
		23	Video Channel Worksheets for flipped classroom
		24	Self-directed Learning Worksheets
	RaC Resources	25	✓ Text Type PowerPoints ✓ RaC Videos ✓ RaC Video Worksheets
		26	Classroom Activities
	Other Teaching Resources	27	Word Bank
		28	Picture Bank
		29	Wall Charts KS1 & KS2
		30	Flash Cards 1A–6B

Titles to be updated

About Pearson

We're the world's learning company, with expertise in educational courseware and assessment, and a range of teaching and learning services powered by technology. Our products and services are used by millions of teachers and learners around the world every day.

Our mission is to help people make progress in their lives through learning — because we believe that learning opens up opportunities, creating fulfilling careers and better lives.

Photos provided by: wavebreakmedia / Morrowind / manaemedia / Yuganov Konstantin / PR Image Factory / Andrey_Popov / Tom Wang / Sergey Novikov / Ronnachai Palas / lexaarts / Intimphoto / Morozov Alexey / NajwaArtDesign / RedKoala / Glenkar / Cherry-Merry / Nagy-Bagoly Arpad / michaeljung / Syda Productions / Monkey Business Images / Ronnachai Palas / MidoSamsen.Shutterstock

Pearson Hong Kong

28/F, 1063 King's Road,
Quarry Bay, Hong Kong
Tel: (852) 3181 0123
Fax: (852) 2516 6860
Email: hkcs@pearson.com

Pearson Macau

Avenida Comercial de Macau,
FIT Centre, 5 Andar, Macau
Tel: (853) 2837 1156
Fax: (853) 2837 1152
Email: macauoffice@pearson.com

Website: www.pearson.com.hk

Should you require any further information about this series, please contact Ms Eva Lee (Tel: 3181 0470) or our Sales Team.

